

Signify Classified - Internal  
Cooper Lighting Solutions Photometric Lab  
1121 Highway 74 South  
Peachtree City, GA 30269



Scaled data based on original data using  
LM-79-08 Approved Method: Electrical and Photometric Measurements of Solid-  
State Lighting Products

Test Report Prepared for  
Cooper Lighting Solutions  
(formerly Eaton)

Brand: STREETWORKS

Report Number: P867715

Luminaire Tested: **MEM2-HTN-SA-40-727-U-T4W-HSS**

Issue Date: 08/21/2024



**Test Information**

Test Method: LM-79-08  
Report Number: P867715  
Test Lab: INNOVATION CENTER(G3)  
Issue Date: 08/21/2024  
Manufacturer: COOPER LIGHTING SOLUTIONS (FORMERLY EATON)  
Product Line: STREETWORKS  
Catalog Number: MEM2-HTN-SA-40-727-U-T4W-HSS  
Description: EPIC MODERN TALL HOUSING DISCRETE LED ARRAYS 40W 70CRI 2700K  
FIXTURE w/ TYPE IV WIDE DISTRIBUTION OPTIC AND HOUSE SIDE SHIELD  
Light Source: (10) 2700K CCT, 70 CRI LEDS  
Ballast/Driver: ELECTRONIC DRIVER

**Summary**

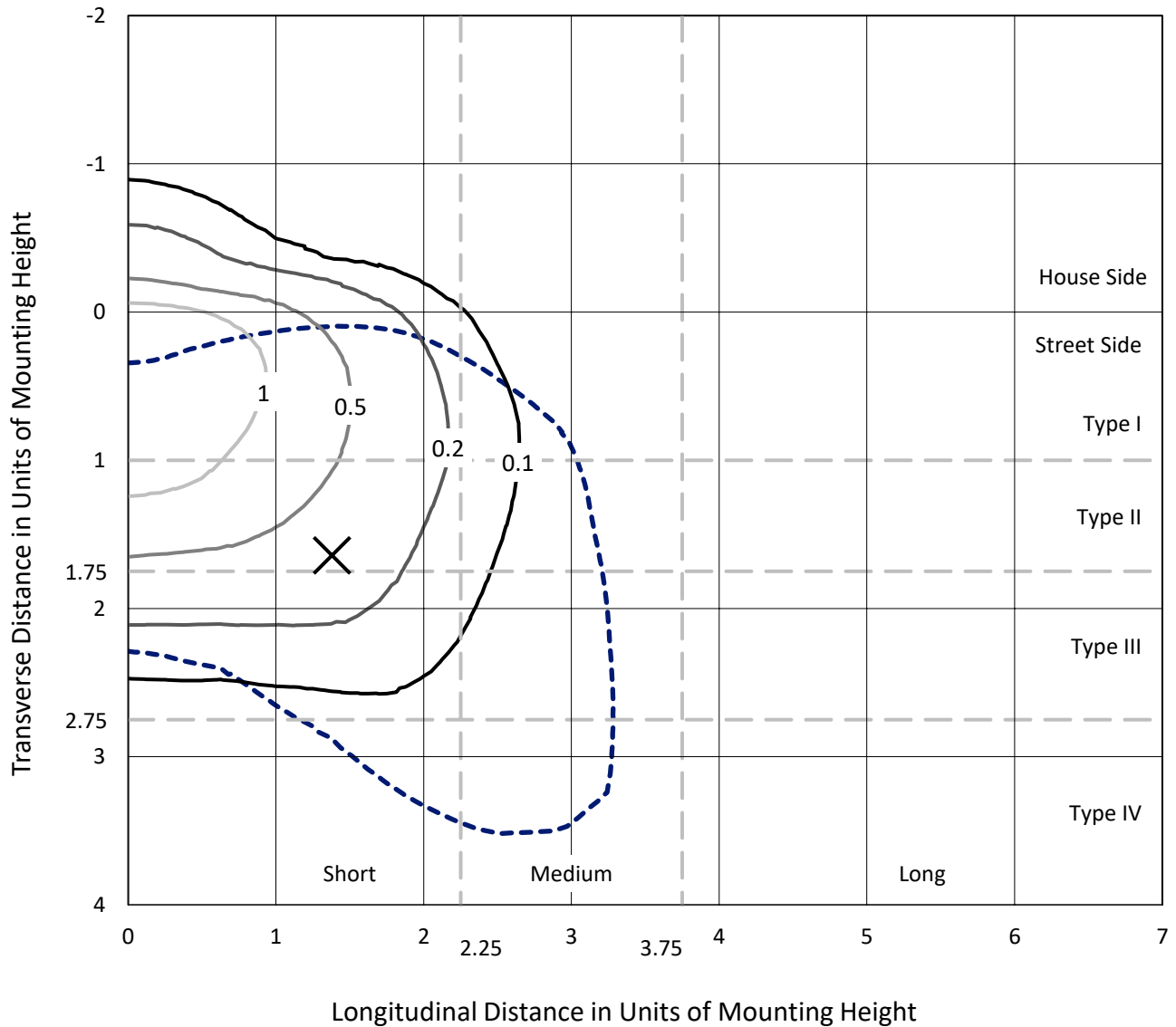
Lumens per Lamp: N/A  
Luminaire Lumens: 3236 lumens  
Efficiency: N/A  
Efficacy: 98.7 lumens/watt  
Luminous Opening: Rectangular (W 0.33' x L: 0.33' x H: 0')  
IES Classification: Type IV - Short  
BUG Rating: B0 - U0 - G1

Input Watts (W): 32.8  
Input Voltage (V): 120  
Input Current (A<sub>in</sub>): NR  
Voltage Rise (V): NR  
Power Factor: 0.99  
Total Harmonic Distortion (THDi): 9.76%  
Frequency (hertz): 60  
Stabilization Time: NR  
Operation Time: NR  
Ambient Temperature (°C): NR  
Test Distance: 24 FT

REPORT NUMBER: P867715  
 CATALOG NUMBER: MEM2-HTN-SA-40-727-U-T4W-HSS

### Iso-Footcandle Lines of Horizontal Illumination

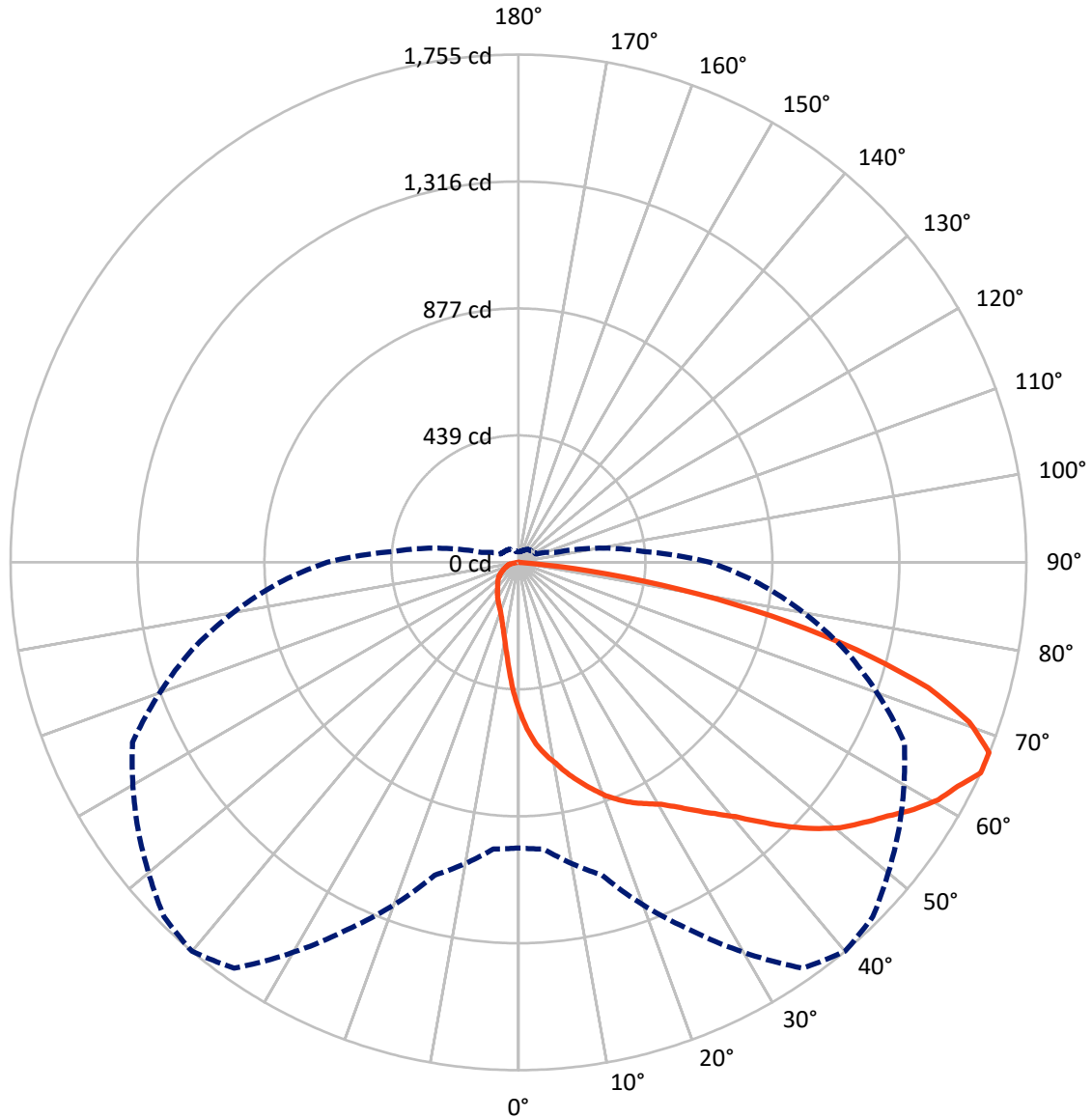
✕ Max cd  
 - - - 1/2 Max cd



Based on 20 foot mounting height. Maximum calculated value = 1.9 fc  
 Type IV - Short - N/A

REPORT NUMBER: P867715  
CATALOG NUMBER: MEM2-HTN-SA-40-727-U-T4W-HSS

### Luminous Intensity Polar Plot



— Vertical Plane Through 40-Deg Lateral    - - - Horizontal Cone Through 65-Deg Vertical

REPORT NUMBER: P867715  
 CATALOG NUMBER: MEM2-HTN-SA-40-727-U-T4W-HSS

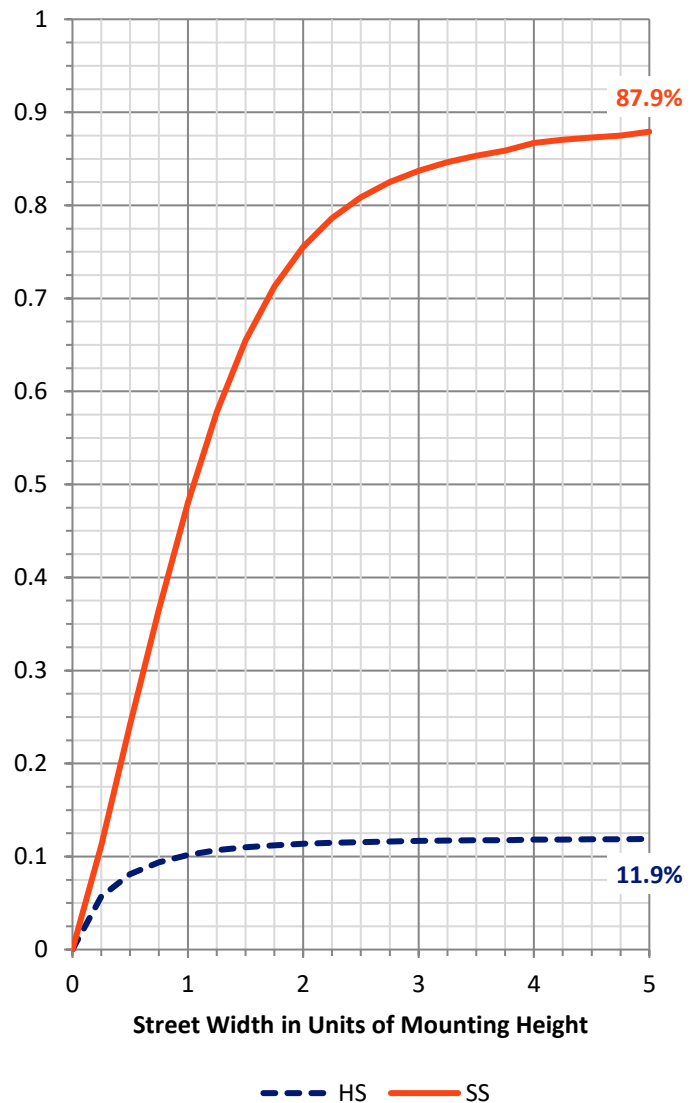
**FLUX DISTRIBUTION:**

		Downward	Upward	Total
<b>House Side</b>	Lumens	387.4	0.0	387.4
	% Fixture	12.0	0.0	12.0
<b>Street Side</b>	Lumens	2848.6	0.0	2848.6
	% Fixture	88.0	0.0	88.0
<b>Total</b>	Lumens	3236.0	0.0	3236.0
	% Fixture	100.0	0.0	100.0

**Coefficient of Utilization**

**ZONAL LUMENS:**

Zone	Lumens	% Fixture
0°-10°	48.1	1.5
10°-20°	144.8	4.5
20°-30°	249.1	7.7
30°-40°	376.5	11.6
40°-50°	550.5	17.0
50°-60°	703.1	21.7
60°-70°	701.7	21.7
70°-80°	411.5	12.7
80°-90°	50.7	1.6
90°-100°	0.0	0.0
100°-110°	0.0	0.0
110°-120°	0.0	0.0
120°-130°	0.0	0.0
130°-140°	0.0	0.0
140°-150°	0.0	0.0
150°-160°	0.0	0.0
160°-170°	0.0	0.0
170°-180°	0.0	0.0
0°-90°	3236.0	100.0
0°-180°	3236.0	100.0



REPORT NUMBER: P867715

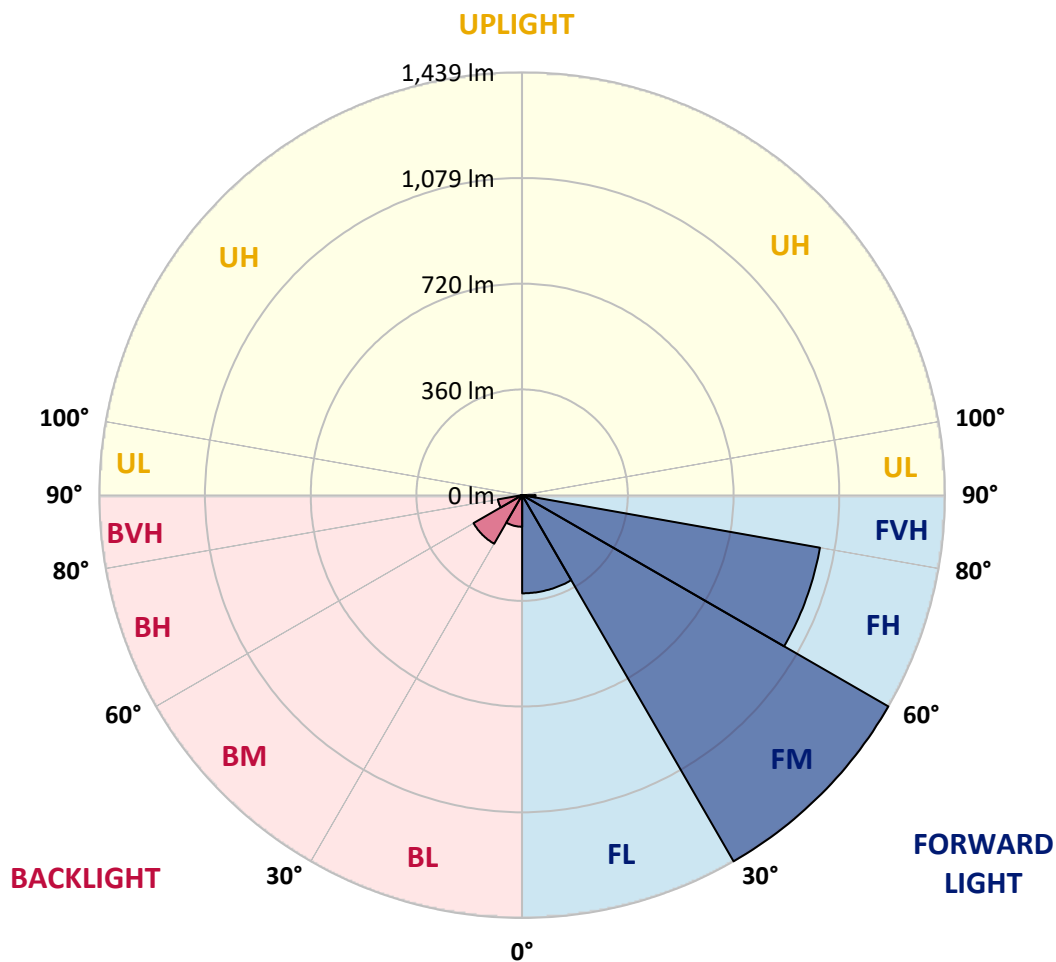
CATALOG NUMBER: MEM2-HTN-SA-40-727-U-T4W-HSS

**LUMINAIRE CLASSIFICATION SYSTEM LUMEN TABLE AND BUG RATING:**

Zone	Lumens	% Fixture	Zone Rating/Lumen Limit		
			B	U	G
FL (0°-30°)	334.2	10.3			
FM (30°-60°)	1439.2	44.5			
FH (60°-80°)	1029.3	31.8			G1/1800
FVH (80°-90°)	45.8	1.4			G1/100
BL (0°-30°)	107.8	3.3	B0/110		
BM (30°-60°)	190.9	5.9	B0/220		
BH (60°-80°)	83.9	2.6	B0/110		G0/110
BVH (80°-90°)	4.9	0.2			G0/10
UL (90°-100°)	0.0	0.0		U0/0	
UH (100°-180°)	0.0	0.0		U0/0	

**BUG Rating: B0-U0-G1**

Type IV Short





REPORT NUMBER: P867715

CATALOG NUMBER: MEM2-HTN-SA-40-727-U-T4W-HSS

**CANDELA DISTRIBUTION (FULL):**

	0°	5°	15°	25°	35°	40°	45°	55°	65°	75°	85°
0°	514.4	514.4	514.4	514.4	514.4	514.4	514.4	514.4	514.4	514.4	514.4
2.5°	600.1	597.4	591.9	587.4	581.0	575.5	570.0	560.0	547.2	536.3	522.6
5°	659.4	654.8	651.2	645.7	634.8	630.2	626.6	605.6	583.7	560.9	530.8
7.5°	701.4	705.0	697.7	689.5	675.8	670.3	664.9	643.9	616.5	583.7	540.8
10°	749.7	750.6	741.5	731.5	716.9	705.9	698.6	673.1	643.0	606.5	551.8
12.5°	796.2	796.2	790.7	776.1	757.0	747.0	734.2	705.0	668.5	625.7	564.6
15°	833.6	835.4	830.9	819.9	798.9	785.3	772.5	738.8	692.2	647.5	574.6
17.5°	867.4	866.4	863.7	853.7	833.6	822.7	809.9	772.5	719.6	664.9	590.1
20°	890.2	890.2	889.2	883.8	869.2	861.0	845.5	806.2	749.7	690.4	606.5
22.5°	907.5	906.6	906.6	907.5	899.3	891.1	884.7	845.5	780.7	712.3	622.9
25°	922.1	921.2	923.9	925.7	922.1	920.2	913.0	882.9	819.0	737.8	639.3
27.5°	941.2	944.0	943.0	943.0	942.1	944.0	943.0	917.5	856.4	765.2	656.7
30°	971.3	975.9	973.1	969.5	969.5	970.4	975.0	958.6	900.2	798.9	675.8
32.5°	1041.6	1037.0	1017.8	1005.1	1006.9	1007.8	1012.4	1003.2	944.0	837.3	695.9
35°	1121.8	1116.3	1095.4	1066.2	1056.1	1052.5	1051.6	1046.1	991.4	878.3	719.6
37.5°	1225.8	1227.6	1196.6	1154.6	1124.5	1101.7	1097.2	1085.3	1032.4	915.7	744.2
40°	1331.6	1324.3	1297.8	1256.8	1197.5	1155.6	1141.9	1125.5	1078.9	954.9	767.9
42.5°	1433.7	1420.0	1385.4	1340.7	1271.4	1225.8	1194.8	1173.8	1121.8	997.8	790.7
45°	1566.9	1527.7	1465.6	1425.5	1338.9	1301.5	1273.2	1226.7	1172.9	1040.6	818.1
47.5°	1671.8	1596.1	1539.5	1522.2	1409.1	1374.4	1348.9	1284.2	1224.9	1089.0	846.4
50°	1652.6	1606.1	1592.4	1576.9	1462.0	1441.0	1417.3	1349.8	1277.8	1140.1	873.7
52.5°	1603.4	1608.8	1626.2	1599.7	1508.5	1493.9	1478.4	1420.0	1330.7	1182.0	898.4
55°	1564.1	1575.1	1621.6	1613.4	1564.1	1547.7	1536.8	1489.4	1381.7	1220.3	919.3
57.5°	1493.0	1483.9	1542.3	1637.1	1623.4	1610.7	1599.7	1562.3	1433.7	1247.7	933.0
60°	1380.8	1347.1	1425.5	1607.9	1664.5	1666.3	1659.9	1617.0	1475.7	1247.7	925.7
62.5°	1223.0	1191.1	1287.8	1510.3	1686.4	1703.7	1700.0	1636.2	1493.9	1220.3	897.4
65°	986.8	994.1	1119.1	1400.0	1711.9	1754.8	1732.0	1605.2	1471.1	1167.4	833.6
67.5°	788.0	809.9	922.1	1256.8	1700.0	1753.9	1721.9	1517.6	1373.5	1093.5	736.0
70°	622.0	636.6	729.6	1063.4	1596.1	1652.6	1612.5	1383.6	1208.5	979.5	612.0
72.5°	486.1	499.8	579.1	850.9	1415.5	1481.2	1431.0	1203.0	1002.3	830.9	486.1
75°	369.4	379.4	438.7	655.8	1127.3	1209.4	1172.9	963.1	782.5	657.6	372.1
77.5°	238.0	251.7	318.3	459.7	796.2	894.7	899.3	719.6	562.7	475.2	273.6
80°	157.8	163.3	204.3	299.1	489.8	566.4	592.8	486.1	359.3	302.8	197.0
82.5°	65.7	73.0	97.6	150.5	245.3	246.3	281.8	205.2	145.9	128.6	83.0
85°	1.8	3.6	2.7	7.3	6.4	10.0	11.9	16.4	11.9	12.8	12.8
87.5°	0.0	0.0	0.9	0.9	1.8	1.8	1.8	1.8	1.8	2.7	1.8
90°	0.0	0.0	0.0	0.0	0.0	0.0	0.0	0.0	0.0	0.0	0.0



REPORT NUMBER: P867715

CATALOG NUMBER: MEM2-HTN-SA-40-727-U-T4W-HSS

**CANDELA DISTRIBUTION (continued):**

	90°	95°	105°	115°	125°	135°	145°	155°	165°	175°	180°
0°	514.4	514.4	514.4	514.4	514.4	514.4	514.4	514.4	514.4	514.4	514.4
2.5°	516.2	508.0	491.6	478.8	465.1	455.1	446.0	436.0	429.6	430.5	424.1
5°	516.2	500.7	467.9	438.7	412.2	393.1	372.1	355.7	343.8	342.0	347.5
7.5°	519.0	493.4	444.2	400.4	363.9	333.8	311.9	295.5	287.3	281.8	280.9
10°	521.7	487.9	422.3	366.6	321.0	288.2	269.1	250.8	241.7	240.8	238.0
12.5°	523.5	481.6	402.2	332.9	285.5	254.5	235.3	220.7	213.4	213.4	212.5
15°	529.9	479.7	381.2	307.4	258.1	228.0	211.6	199.7	195.2	192.4	191.5
17.5°	535.4	476.1	363.0	281.8	233.5	207.0	191.5	183.3	178.8	176.9	176.0
20°	543.6	474.3	345.7	260.8	215.2	189.7	177.8	170.6	167.8	166.0	166.0
22.5°	551.8	472.4	328.3	242.6	199.7	176.9	166.0	159.6	156.9	156.0	155.0
25°	561.8	471.5	313.7	227.1	186.1	166.9	156.9	151.4	147.8	145.9	145.9
27.5°	571.8	472.4	299.1	211.6	174.2	157.8	147.8	141.4	138.6	135.0	135.9
30°	585.5	473.3	287.3	198.8	164.2	148.7	139.5	131.3	127.7	125.9	125.9
32.5°	599.2	477.0	275.4	187.0	154.1	141.4	130.4	123.1	118.6	117.7	116.7
35°	613.8	479.7	264.5	176.9	145.9	133.2	122.2	114.9	111.3	110.4	110.4
37.5°	630.2	484.3	256.3	167.8	137.7	124.9	114.9	107.6	104.9	104.0	104.0
40°	647.5	491.6	249.9	159.6	131.3	117.7	108.5	102.1	100.3	99.4	99.4
42.5°	664.9	498.0	244.4	153.2	124.9	111.3	104.0	97.6	94.9	94.9	94.9
45°	681.3	502.5	239.0	146.8	118.6	106.7	98.5	93.0	90.3	90.3	90.3
47.5°	695.9	507.1	230.7	140.5	112.2	100.3	93.9	88.5	85.7	85.7	85.7
50°	711.4	509.8	221.6	132.2	105.8	95.8	89.4	83.0	81.2	80.3	80.3
52.5°	724.2	509.8	209.8	124.0	98.5	89.4	83.9	78.4	75.7	73.9	73.9
55°	733.3	509.8	197.0	114.0	91.2	83.9	78.4	73.0	69.3	66.6	66.6
57.5°	738.8	507.1	182.4	102.1	83.9	76.6	73.0	66.6	59.3	53.8	52.0
60°	734.2	498.9	166.9	89.4	75.7	70.2	67.5	59.3	49.3	46.5	46.5
62.5°	715.0	479.7	151.4	78.4	69.3	63.8	61.1	52.0	44.7	42.0	42.0
65°	661.2	433.2	132.2	68.4	62.0	58.4	54.7	46.5	40.1	36.5	36.5
67.5°	582.8	373.9	110.4	60.2	55.6	52.9	50.2	42.0	35.6	31.9	31.9
70°	472.4	301.9	93.9	52.9	49.3	47.4	44.7	38.3	31.0	28.3	28.3
72.5°	371.2	237.1	78.4	47.4	45.6	42.0	40.1	33.7	28.3	25.5	25.5
75°	276.3	176.9	69.3	42.0	42.0	37.4	36.5	30.1	24.6	22.8	22.8
77.5°	203.4	131.3	60.2	36.5	36.5	32.8	31.0	26.4	22.8	21.0	21.0
80°	137.7	89.4	44.7	27.4	27.4	26.4	24.6	22.8	19.2	17.3	16.4
82.5°	58.4	37.4	21.9	13.7	12.8	10.0	8.2	6.4	6.4	5.5	5.5
85°	10.0	4.6	4.6	3.6	2.7	2.7	2.7	1.8	1.8	1.8	1.8
87.5°	1.8	1.8	1.8	1.8	1.8	1.8	0.9	0.9	0.9	0.9	0.9
90°	0.0	0.0	0.0	0.0	0.0	0.0	0.0	0.0	0.0	0.0	0.0



LM-79-2019: Approved Method: Electrical and Photometric Measurements of Solid-  
State Lighting Products

Report Prepared for

Cooper Lighting Solutions

Streetworks

Report Number: SP1-2407-157-3

Test Date: 08/07/2024

Luminaire Tested: MEM2-HTN-SA-40-727-U-5WQ-2

Data in this report applies to families of products including MEM2-HTN-SA-40-727-U-5WQ-2

**Test Information**

Test Method: LM-79-2019  
 Report Number: SP1-2407-157-3  
 Test Lab: COOPER LIGHTING SOLUTIONS  
 Photometer: SP1 - 76IN SPHERE  
 Measurement Geometry:  $4\pi$   
 Issue Date: 08/20/2024  
 Manufacturer: COOPER LIGHTING SOLUTIONS  
 Product Line: Streetworks  
 Catalog Number: **MEM2-HTN-SA-40-727-U-5WQ-2**  
 Description: Epic Modern Light Square 40W 5WQ Optic and Flare Trim

**Spectral Parameters**

CCT (K): 2747  
 CIE u': 0.2606  
 CIE v': 0.5257  
 Duv: -0.0005  
 CIE x: 0.4552  
 CIE y: 0.4082  
 CIE z: 0.1366  
 Peak Wavelength (nm): 597  
 Dominant Wavelength (nm): 584  
 Purity: 59.16856  
 Rf: 75.5  
 Rg: 93.6

CRI (Ra):	71.7		
R1:	68.1	R9:	-35.3
R2:	83.9	R10:	64.2
R3:	94.7	R11:	61.7
R4:	66.3	R12:	53.9
R5:	67.4	R13:	71.2
R6:	78.7	R14:	97.6
R7:	75.0	R15:	59.3
R8:	39.4		



**Test Conditions**

Stabilization Time: 22M  
 Operation Time: 1H 22M  
 Sphere Temperature (°C): 24.2

REPORT NUMBER: SP1-2407-157-3

Measurement and Test Equipment			
Instrument	Identification Number	Calibration Date	Calibration Due Date
Photometer	IN0058	6/18/2024	12/18/2024
Power Meter	INXT2011004	2/8/2024	2/8/2025
AC Power Source	IN0063	10/24/2023	10/24/2024
DC Power Source	IN0208	10/24/2023	10/24/2024
Sphere Thermometer	IN0085	10/24/2023	10/24/2024
Room Thermometer	IN0046	10/24/2023	10/24/2024

REPORT NUMBER: SP1-2407-157-3

CIE 1931 Chromaticity Diagram



CIE 1931 Chromaticity Diagram with 2017 ANSI 7-Step and 4-Step Quadrangles



Point lies inside the ANSI 2700K 4-step quadrangle

REPORT NUMBER: SP1-2407-157-3

**Photopic Flux vs. Wavelength**



**Photopic Lumens: NR**

$\lambda$ (nm)	Power W <sup>^</sup> /nm	Lumens ( $\phi$ /nm)	$\lambda$ (nm)	Power W <sup>^</sup> /nm	Lumens ( $\phi$ /nm)	$\lambda$ (nm)	Power W <sup>^</sup> /nm	Lumens ( $\phi$ /nm)	$\lambda$ (nm)	Power W <sup>^</sup> /nm	Lumens ( $\phi$ /nm)	$\lambda$ (nm)	Power W <sup>^</sup> /nm	Lumens ( $\phi$ /nm)
360	0	NR	490	103	NR	620	846	NR	750	20	NR	880	0	NR
365	0	NR	495	130	NR	625	784	NR	755	17	NR	885	1	NR
370	0	NR	500	171	NR	630	720	NR	760	15	NR	890	0	NR
375	0	NR	505	221	NR	635	652	NR	765	13	NR	895	0	NR
380	0	NR	510	268	NR	640	587	NR	770	11	NR	900	0	NR
385	0	NR	515	313	NR	645	521	NR	775	9	NR	905	0	NR
390	0	NR	520	350	NR	650	461	NR	780	8	NR	910	0	NR
395	0	NR	525	381	NR	655	406	NR	785	7	NR	915	0	NR
400	0	NR	530	407	NR	660	353	NR	790	6	NR	920	0	NR
405	2	NR	535	435	NR	665	307	NR	795	5	NR	925	0	NR
410	4	NR	540	462	NR	670	264	NR	800	4	NR	930	0	NR
415	9	NR	545	496	NR	675	227	NR	805	4	NR	935	0	NR
420	20	NR	550	534	NR	680	196	NR	810	3	NR	940	0	NR
425	38	NR	555	582	NR	685	167	NR	815	3	NR	945	0	NR
430	69	NR	560	638	NR	690	144	NR	820	2	NR	950	0	NR
435	120	NR	565	700	NR	695	122	NR	825	2	NR	955	0	NR
440	193	NR	570	767	NR	700	103	NR	830	2	NR	960	0	NR
445	316	NR	575	836	NR	705	88	NR	835	2	NR	965	0	NR
450	469	NR	580	898	NR	710	74	NR	840	1	NR	970	0	NR
455	431	NR	585	947	NR	715	63	NR	845	1	NR	975	0	NR
460	264	NR	590	982	NR	720	54	NR	850	1	NR	980	0	NR
465	197	NR	595	997	NR	725	46	NR	855	1	NR	985	0	NR
470	155	NR	600	997	NR	730	39	NR	860	1	NR	990	0	NR
475	108	NR	605	978	NR	735	33	NR	865	1	NR	995	0	NR
480	90	NR	610	947	NR	740	28	NR	870	1	NR	1000	0	NR
485	92	NR	615	900	NR	745	24	NR	875	1	NR			

REPORT NUMBER: SP1-2407-157-3

**Scotopic Flux vs. Wavelength**



**Scotopic Lumens: NR**

**S/P: 1.13**

λ (nm)	Power W <sup>^</sup> /nm	Lumens (φ/nm)	λ (nm)	Power W <sup>^</sup> /nm	Lumens (φ/nm)	λ (nm)	Power W <sup>^</sup> /nm	Lumens (φ/nm)	λ (nm)	Power W <sup>^</sup> /nm	Lumens (φ/nm)	λ (nm)	Power W <sup>^</sup> /nm	Lumens (φ/nm)
360	0	NR	490	103	NR	620	846	NR	750	20	NR	880	0	NR
365	0	NR	495	130	NR	625	784	NR	755	17	NR	885	1	NR
370	0	NR	500	171	NR	630	720	NR	760	15	NR	890	0	NR
375	0	NR	505	221	NR	635	652	NR	765	13	NR	895	0	NR
380	0	NR	510	268	NR	640	587	NR	770	11	NR	900	0	NR
385	0	NR	515	313	NR	645	521	NR	775	9	NR	905	0	NR
390	0	NR	520	350	NR	650	461	NR	780	8	NR	910	0	NR
395	0	NR	525	381	NR	655	406	NR	785	7	NR	915	0	NR
400	0	NR	530	407	NR	660	353	NR	790	6	NR	920	0	NR
405	2	NR	535	435	NR	665	307	NR	795	5	NR	925	0	NR
410	4	NR	540	462	NR	670	264	NR	800	4	NR	930	0	NR
415	9	NR	545	496	NR	675	227	NR	805	4	NR	935	0	NR
420	20	NR	550	534	NR	680	196	NR	810	3	NR	940	0	NR
425	38	NR	555	582	NR	685	167	NR	815	3	NR	945	0	NR
430	69	NR	560	638	NR	690	144	NR	820	2	NR	950	0	NR
435	120	NR	565	700	NR	695	122	NR	825	2	NR	955	0	NR
440	193	NR	570	767	NR	700	103	NR	830	2	NR	960	0	NR
445	316	NR	575	836	NR	705	88	NR	835	2	NR	965	0	NR
450	469	NR	580	898	NR	710	74	NR	840	1	NR	970	0	NR
455	431	NR	585	947	NR	715	63	NR	845	1	NR	975	0	NR
460	264	NR	590	982	NR	720	54	NR	850	1	NR	980	0	NR
465	197	NR	595	997	NR	725	46	NR	855	1	NR	985	0	NR
470	155	NR	600	997	NR	730	39	NR	860	1	NR	990	0	NR
475	108	NR	605	978	NR	735	33	NR	865	1	NR	995	0	NR
480	90	NR	610	947	NR	740	28	NR	870	1	NR	1000	0	NR
485	92	NR	615	900	NR	745	24	NR	875	1	NR			

REPORT NUMBER: SP1-2407-157-3

Melanopic Flux vs. Wavelength



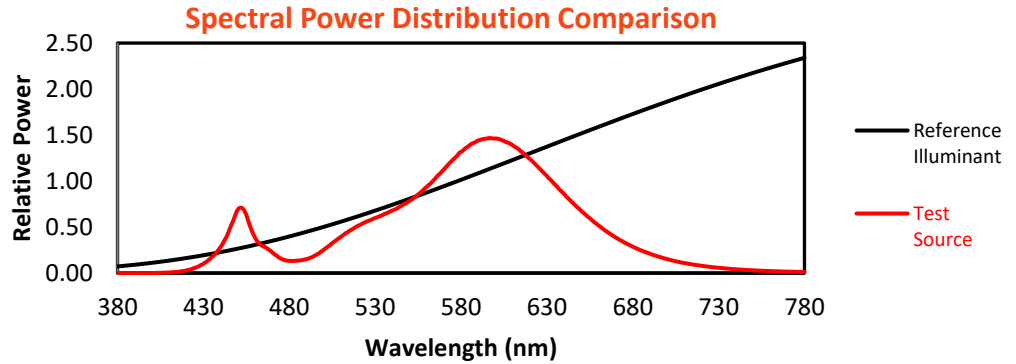
Melanopic Lumens: NR

M/P: 2.04

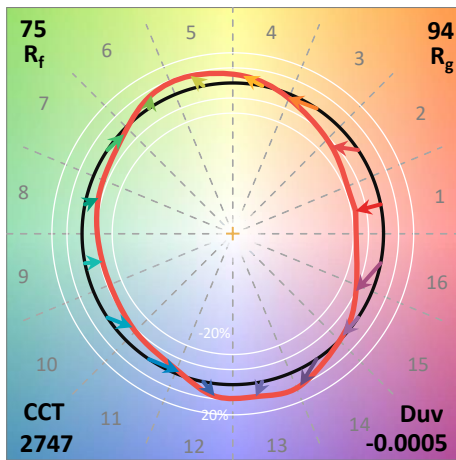
λ (nm)	Power W <sup>^</sup> /nm	Lumens (φ/nm)	λ (nm)	Power W <sup>^</sup> /nm	Lumens (φ/nm)	λ (nm)	Power W <sup>^</sup> /nm	Lumens (φ/nm)	λ (nm)	Power W <sup>^</sup> /nm	Lumens (φ/nm)	λ (nm)	Power W <sup>^</sup> /nm	Lumens (φ/nm)
360	0	NR	490	103	NR	620	846	NR	750	20	NR	880	0	NR
365	0	NR	495	130	NR	625	784	NR	755	17	NR	885	1	NR
370	0	NR	500	171	NR	630	720	NR	760	15	NR	890	0	NR
375	0	NR	505	221	NR	635	652	NR	765	13	NR	895	0	NR
380	0	NR	510	268	NR	640	587	NR	770	11	NR	900	0	NR
385	0	NR	515	313	NR	645	521	NR	775	9	NR	905	0	NR
390	0	NR	520	350	NR	650	461	NR	780	8	NR	910	0	NR
395	0	NR	525	381	NR	655	406	NR	785	7	NR	915	0	NR
400	0	NR	530	407	NR	660	353	NR	790	6	NR	920	0	NR
405	2	NR	535	435	NR	665	307	NR	795	5	NR	925	0	NR
410	4	NR	540	462	NR	670	264	NR	800	4	NR	930	0	NR
415	9	NR	545	496	NR	675	227	NR	805	4	NR	935	0	NR
420	20	NR	550	534	NR	680	196	NR	810	3	NR	940	0	NR
425	38	NR	555	582	NR	685	167	NR	815	3	NR	945	0	NR
430	69	NR	560	638	NR	690	144	NR	820	2	NR	950	0	NR
435	120	NR	565	700	NR	695	122	NR	825	2	NR	955	0	NR
440	193	NR	570	767	NR	700	103	NR	830	2	NR	960	0	NR
445	316	NR	575	836	NR	705	88	NR	835	2	NR	965	0	NR
450	469	NR	580	898	NR	710	74	NR	840	1	NR	970	0	NR
455	431	NR	585	947	NR	715	63	NR	845	1	NR	975	0	NR
460	264	NR	590	982	NR	720	54	NR	850	1	NR	980	0	NR
465	197	NR	595	997	NR	725	46	NR	855	1	NR	985	0	NR
470	155	NR	600	997	NR	730	39	NR	860	1	NR	990	0	NR
475	108	NR	605	978	NR	735	33	NR	865	1	NR	995	0	NR
480	90	NR	610	947	NR	740	28	NR	870	1	NR	1000	0	NR
485	92	NR	615	900	NR	745	24	NR	875	1	NR			

**Summary**

$R_f = 75.5$   
 $R_g = 93.6$   
 $CIE R_a = 71.7$   
 $R_9 = -35.3$



**Color Vector Graphics**





**Individual Sample Fidelity Index ( $R_{f,i}$ )**

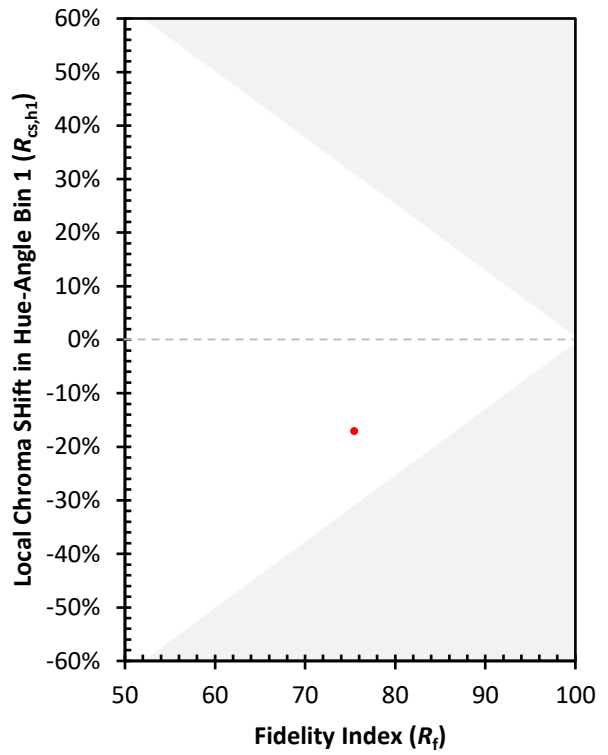
CES01 = 86	CES26 = 68	CES51 = 87	CES76 = 63
CES02 = 63	CES27 = 90	CES52 = 85	CES77 = 79
CES03 = 31	CES28 = 87	CES53 = 78	CES78 = 66
CES04 = 71	CES29 = 71	CES54 = 86	CES79 = 87
CES05 = 50	CES30 = 85	CES55 = 84	CES80 = 85
CES06 = 52	CES31 = 74	CES56 = 75	CES81 = 67
CES07 = 42	CES32 = 66	CES57 = 75	CES82 = 93
CES08 = 41	CES33 = 80	CES58 = 76	CES83 = 91
CES09 = 29	CES34 = 79	CES59 = 85	CES84 = 89
CES10 = 77	CES35 = 89	CES60 = 90	CES85 = 72
CES11 = 60	CES36 = 93	CES61 = 81	CES86 = 59
CES12 = 66	CES37 = 88	CES62 = 91	CES87 = 77
CES13 = 43	CES38 = 93	CES63 = 77	CES88 = 79
CES14 = 74	CES39 = 97	CES64 = 67	CES89 = 65
CES15 = 72	CES40 = 93	CES65 = 66	CES90 = 80
CES16 = 48	CES41 = 93	CES66 = 63	CES91 = 80
CES17 = 51	CES42 = 89	CES67 = 61	CES92 = 55
CES18 = 57	CES43 = 78	CES68 = 68	CES93 = 72
CES19 = 73	CES44 = 99	CES69 = 78	CES94 = 48
CES20 = 67	CES45 = 85	CES70 = 63	CES95 = 66
CES21 = 88	CES46 = 81	CES71 = 61	CES96 = 76
CES22 = 80	CES47 = 86	CES72 = 86	CES97 = 81
CES23 = 92	CES48 = 74	CES73 = 56	CES98 = 76
CES24 = 91	CES49 = 79	CES74 = 93	CES99 = 64
CES25 = 73	CES50 = 86	CES75 = 66	



Color Rendition by Hue-Angle Bin



Measure Comparisons



(END OF REPORT)